

# ABLOY® DOOR AUTOMATICS

*Easy access for all types of swing doors*



Automatic door operators bring additional convenience in situations where the doors opening manually would be inconvenient or laborious. Recommended for environments where doors must open without any contact for hygiene reasons or as a part of an exit solution in public buildings.

The Door Automatics is typically used in the shopping centers, public buildings, airports, railway and bus stations, hospitals, service flats, old people homes, offices, business premises, hotels, restaurants, industrial buildings, warehouses and homes.

# ABLOY® DOOR OPERATORS FOR ANY ENVIRONMENT

**ABLOY®** swing door operators have been developed to further security and easy access especially in fire doors and exit doors. The swing door operators are especially suited for applications where the sealing or thermal insulation is one of the main issues.

The range of swing door operators includes products for light and heavy traffic doors and for internal or external doors.

The **ABLOY®** swing door operators with **ABLOY®** motor locks offer reliability of operation in an automated door environment.

## EASY ACCESS FOR INTERNAL DOORS



The silent operation of the **ABLOY®** DA430 makes it suitable for internal doors in service flats, old people homes and offices.

## EASY ACCESS



**ABLOY®** DA460 makes passing through door smoother and more pleasant. Silent operation makes it perfect choice for surroundings in which silence is required.

## FOR FIRE DOORS



Due to its mechanical closing **ABLOY®** DA461 swing door operator is especially suited to internal and external doors and fire doors.

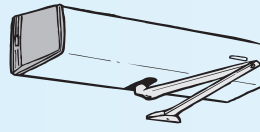
# SWING DOOR OPERATORS FROM LIGHT

## ALL MODELS

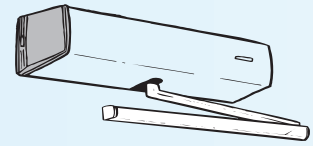
### FEATURES

- Built-in safety functions
- Corrosion resistance IP20
- Standard finishes: DA430, DA460 and DA461 painted silver and white.
- Other RAL colours available to special order.
- Operation of a two-leaf door and two sequential pairs of doors can be configured with additional accessories
- Voltage for lock and external impulse devices 24 VDC

## ARMS



Push function with standard arm: door operator is always installed on the closing side.



Pull function with sliding arm: door operator can be installed on the closing or the opening side. Door weights for sliding arm are 30% less than for a standard arm.

## ABLOY® DA430 - FOR LIGHT WEIGHT INTERNAL DOORS



**ABLOY® DA430** is an electromechanical swing door operator for internal doors, developed to ease the access through many kinds on internal doors e.g. in day centers, nurseries, offices and homes. Thanks to its extremely quiet operation it is perfectly suited to surroundings in which silence is required.

### FEATURES

- Narrow design
- Quiet operation
- Little or no resistance when opened manually, even in the event of power failure
- "Push and go" function as standard
- Closing pull before opening, door hold force and hold-open function as standard
- Quick and easy installation and commissioning
- Installation on the door leaf is possible with a separate 24 VDC power supply

### Technical details

- Cover dimensions: A 68 x B 80 x C 523 mm, weight 3,1 kg
- Door weight max 80 kg (pushing arm, door width 1000 mm)
- Power supply 110-230 VAC, 50 Hz or secondary power supply 24 VDC, 2 A, power consumption max. 70 W
- Voltage for external impulse device and locks 24 VDC, 0,5 A
- Operation temperature: 0...40°C, storage -20...+70°C
- Non-handed

### Accessories

- Arms: standard arm (push function) DC190 and sliding arm (pull function) DC194
- Mounting plate: DA105

## ABLOY® DA460 - MULTIFUNCTIONAL AND PROGRAMMABLE SOLUTION FOR AUTOMATIC SWING DOORS



The electromechanical swing door operator **ABLOY® DA460** is suitable for a wide variety of applications, thanks to its comprehensive programming options. The door operator includes a new free swing function: when using the door manually it operates lightly without the motor resistance and the door can be left in the open position when required. Supplied with an external power supply (24 VDC/ 3A) **ABLOY® DA460** can be used in fire and emergency exit doors.

### FEATURES

- Narrow design
- Adjustment of hold-open time, opening speed, force and angle
- Seal force elimination function (closing pull) before opening
- Door hold closed force and hold-open function
- Programmable "push and go function" as a standard option
- Programmable "free swing function" as a standard option
- Fire detector assembly option
- Quick and easy installation and commissioning
- Operation of double door without additional accessories
- Two impulses: normal and delayed

### Technical details

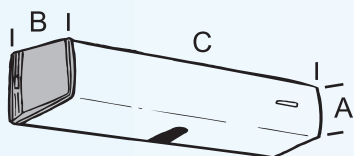
- Cover dimensions: A 85 x B 107 x C 595 mm, weight 6,5 kg
- Door weight max 125 kg (pushing arm, door width 1000 mm)
- Power supply 90-264 VAC, 47-63 Hz or secondary power supply 24 VDC, 3 A
- Voltage for external impulse device and locks 12 VDC, 1 A
- Operation temperature: -15...+50°C
- Non-handed

### Accessories

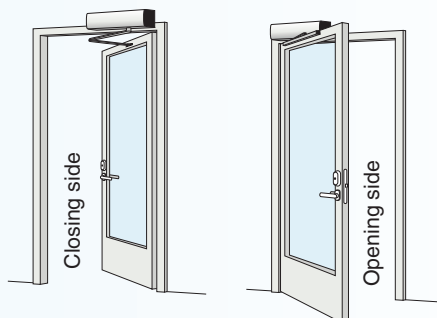
- Arms: standard arm (push function) DA147, standard extended arm DA148 and sliding arm (pull function) DA149
- Extension pieces: DA150/01 10 mm, DA150/02 20 mm, DA150/06 60 mm
- Mounting plate: DA103
- DA762 for double door with cover and mounting plate (length specified when ordering)
- DA760 for single door with cover and mounting plate (length specified when ordering)

# INTERNAL DOORS TO HEAVY EXTERNAL DOORS

## DIMENSIONS



## HANDING



## ABLOY® DA461 FOR FIRE DOORS



**ABLOY® DA461** is an electromechanical swing door operator with a built-in door closer that closes the door silently. The motorized closing pull before opening the door neutralizes the door's seal force, ensuring flawless operation of an electromechanical lock.

**ABLOY® DA461** is especially suited to fire doors.

### FEATURES

- Narrow design
- Low resistance to manual opening: EN 1154 classes 3-6
- Seal force elimination function (closing pull) before opening
- Programmable "Push and go" function as a standard option
- Fire detector assembly option
- Quick and easy installation and commissioning
- Adjustable closing force and closing speeds

### Technical details

- Cover dimensions: A 85 x B 107 x C 721 mm, weight 9,0 kg
- Door weight max. 125 kg (pushing arm, door width 1000 mm)
- Powersupply 100/230VAC, 50/60Hz or secondary power supply 24 VDC, 5 A
- Operation temperature: -15...+50°C
- **Handing must be specified when ordering**

### Accessories

- Arms: standard arm (push function) DA147, standard extended arm DA148 and sliding arm (pull function) DA149
- Extension pieces: DA150/01 10 mm and DA150/02 20 mm (max. allowed extension piece 20 mm)
- Mounting plate: DA104
- DA763 for double door with cover (length specified when ordering)



# ABLOY® SAFETY AND IMPULSE DEVICE

## SAFETY DEVICE

The safety of the automatic door environment is assured by **ABLOY®** safety device. **ABLOY®** DA001, DA002



## IMPULSE DEVICE

The large and comprehensive range of **ABLOY®** impulse devices offer solutions for the different opening functions of an automatic door. **ABLOY®** DA061, DA062, DA063, DA021, DA033, DA034, DA035, DA008



## ABLOY® SAFETY DEVICE



### SWING DOOR SAFETY SENSOR DA001 AND DA002

Sensor uses infrared technology to detect the movement and/or presence of a person or object and stops the door and keeps it open. Length of DA001 is 340mm and of DA002 700 mm. Installed on the door leaf.

## ABLOY® IMPULSE DEVICE

– FUNCTIONAL SOLUTIONS FOR DIFFERENT SITUATIONS

### MICROWAVE RADARS DA061, DA062 AND DA063

Microwave radars are suitable for use in applications, where movement needs to be detected.

**ABLOY®** DA061 and DA063 are one-direction radars, i.e. they react only when the movement of the target is in front of the radar. The models are especially suited to two-way door traffic. The distance and the direction of the identification field from the door are adjustable.

**ABLOY®** DA062 is a bi-directional radar which reacts when ever there is any movement within its detection field. This model is well suited for one-way traffic. The distance and the direction of the sensing field from the door are adjustable.

**ABLOY®** DA063 includes two small-sized one-direction radars and a shared control unit. Dimensions: radars 80x60x55 mm, control unit 77x50x30 mm.



### MICROWAVE SWITCH DA021

Proximity switch recognizes the movement of a hand even from a distance of 50 cm. The switch is ideally suited for use in hospitals and clean rooms with high hygienic requirements. It is also suited to the less able, because you don't need any force to use the switch.



### ELBOW SWITCHES DA033, DA034 AND DA035

Mechanical switches are large enough to use from a wheelchair. DA034 is suitable for outdoor use. DA035 includes radio transmitter and receiver.



### PULL SWITCH DA008

Mechanical pull switch is suitable for outdoor use. (Corrosion resistant IP67.) Due to the strong metal construction the switch is suitable for applications with vehicle traffic.

## ABLOY® PROGRAM SELECTORS



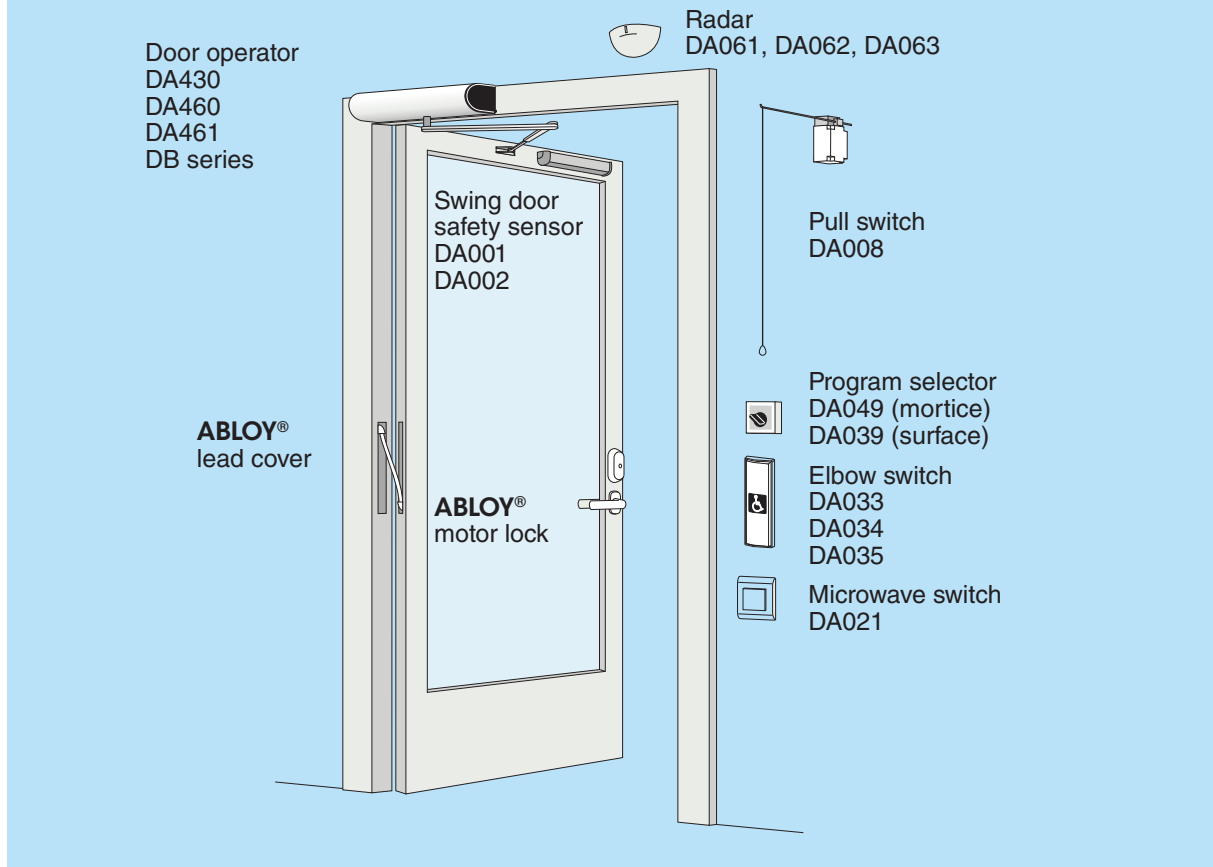
The functional mode of the swing door can be set remotely e.g. from a control room using three-position switches, DA039 for surface mounting and DA049 for mortice mounting.

## ABLOY® DELAY UNIT



**ABLOY®** DA136 delay unit is designed to be used with **ABLOY®** swing door operators. With the delay unit it is possible to do following operations: delayed opening, rebated doors, stepwise opening, full opening – partial opening in rebated door or combination of four doors.

# ABLOY® AUTOMATIC DOOR ENVIRONMENT



## ABLOY® DOOR OPERATOR SOLUTIONS FOR ALL TYPES OF SWING DOOR

### RELIABILITY AND CONVENIENCE

As a supplier of door automatics, Abloy Oy offers a complete and reliable package which includes products, service and distribution. We always employ the very latest technology in our mission to constantly develop our product range to meet our customers' needs. We offer training and technical support in door automatics products. Our network of distributors, which cover more than 60 countries world-wide, enable local distribution and service on every continent.

Reliability, safety and security are the basic requirements for all **ABLOY®** products. We offer reliable, trouble-free products that match our customers' needs whatever the application or requirement.

### A COMPLETE SOLUTION

Our competitive edge allows us to offer a comprehensive range of **ABLOY®** products for the complete door environment. The **ABLOY®** range includes alternative door operators for different doors: external and internal, heavy and light. To optimize the safety and functionality of the door environment and guarantee the best possible functional combination, **ABLOY®** door automatics should be used with **ABLOY®** electromechanical locks. The impulse and safety device used together with door operators makes the door environment functional and safe.

In applications where automatic opening is not required, door closing can be achieved by using a suitable **ABLOY®** door closer. In addition, we offer a full range of products for the electromechanical and mechanical locking and hardware for a complete building environment.



[www.abloy.com](http://www.abloy.com)

Abloy Oy  
Wahlforssinkatu 20  
P.O.Box 108  
FI-80101 JOENSUU  
FINLAND  
Tel. +358 20 599 2501  
Fax +358 20 599 2209

